




FINDING YOUR CHARACTER'S SUN SIGN


Ancient astronomers noticed that people born under each constellation the sun “moved” through tend to share similar characteristics. Sun signs provide insight into your character’s basic temperament.

1. DECIDE IF HE/SHE SEEMS CARDINAL, FIXED, OR MUTABLE

- CARDINAL = independent, impatient, go-getting
- FIXED = persistent, consistent, reliable
- MUTABLE = adaptable, flexible, mercurial



2. CONSIDER WHICH ELEMENT BEST REPRESENTS HIM/HER



- FIRE = energetic, courageous, passionate, extroverted (yang)
- EARTH = practical, skillful, down to earth, introverted (yin)
- AIR = intellectual, social, thoughtful, extroverted (yang)
- WATER = emotional, intuitive, romantic, introverted (yin)

3. FIND THE SIGN THAT CORRESPONDS TO BOTH THE QUALITY AND THE ELEMENT

Follow the chosen row (cardinal, fixed, or mutable) to the column of the chosen element to determine sun sign.

	FIRE	EARTH	AIR	WATER
CARDINAL	Aries	Capricorn	Libra	Cancer
FIXED	Leo	Taurus	Aquarius	Scorpio
MUTABLE	Sagittarius	Virgo	Gemini	Pisces



SUN SIGNS AT A GLANCE

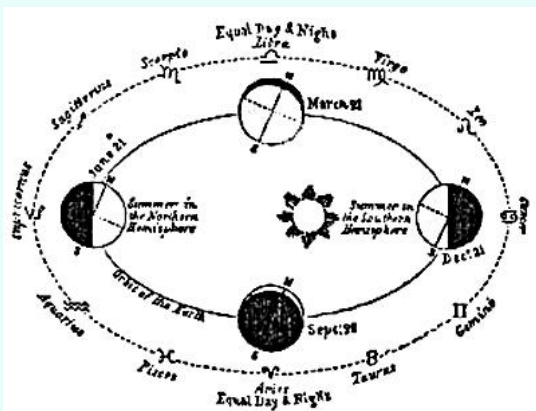


SIGN	REPRESENTATION	BIRTHDATE	DESCRIPTION
Aries	ram	Mar 21 – Apr 20	<i>strong-willed pioneer, daredevil, rescuer, adventurer</i>
Taurus	bull	Apr 20 – May 21	<i>conservative, calm, steady & stubborn provider</i>
Gemini	twins	May 21 – June 22	<i>curious, quick-witted, lively & dualistic chameleon</i>
Cancer	crab	June 22 – July 23	<i>sensitive, private, clever & security-craving nurturer</i>
Leo	lion	July 23 – Aug 22	<i>confident, generous, creative & courageous ruler</i>
Virgo	virgin	Aug 22 – Sept 22	<i>practical, analytical & service-oriented perfectionist</i>
Libra	scales	Sept 22 – Oct 23	<i>attractive & refined seeker of balance & harmony</i>
Scorpio	scorpion	Oct 23 – Nov 22	<i>mysterious, intense, probing & powerful transformer</i>
Sagittarius	archer	Nov 22 – Dec 22	<i>enthusiastic & optimistic explorer, student, philosopher</i>
Capricorn	goat	Dec 22 – Jan 21	<i>organized, responsible & goal-setting achiever</i>
Aquarius	water bearer	Jan 21 – Feb 19	<i>innovative, quirky & humanitarian revolutionary</i>
Pisces	fishes	Feb 19 – Mar 21	<i>transcendent, understanding & intuitive healer</i>

COMPLETE BIRTH CHART

Working backwards from the sun sign with the help of numerology, you can determine potential birth dates that provide a full assortment of characteristics, from how they think and feel to how they handle confrontation or romance.

1. ASSIGN HIM/HER A LIFE PATH NUMBER



- 1 = The Leader—*independent, ambitious, assertive, initiating*
- 2 = The Mediator—*sensitive, diplomatic, intuitive, visionary*
- 3 = The Communicator—*creative, entertaining, optimistic, vivacious*
- 4 = The Teacher—*responsible, idealistic, intellectual, straightforward*
- 5 = The Adventurer—*progressive, freedom-loving, compassionate, versatile*
- 6 = The Nurturer—*caretaking, serving, realistic, loyal*
- 7 = The Faith Seeker—*investigative, analytical, observant, perfectionist*
- 8 = The Executive—*goal-oriented, organized, managerial, inspirational*
- 9 = The Humanitarian—*generous, magnetic, artistic, honorable*

2. CALCULATE BIRTH YEAR BASED ON AGE & SUN SIGN

For example, a 60-year-old Taurus in a story set in February of 1997 would have been born in April or May of 1936. Add the year together (1+9+3+6=19) and reduce to a single digit (1+9=10=1+0=1). This will save time in step 3.

3. USE THE LIFE NUMBER TO DETERMINE POTENTIAL BIRTHDATES

The life number is a birth date reduced to a single digit. Three or four birthdates within a given year's sun sign will match the life number. To find them, start with the life number (step 1) and subtract the reduced year (step 2). If any number is too small, use the chart below to change to the next number down in the column. Next, subtract the first potential month. Use the column of the remaining number to select dates within that sun sign range. Do the same for the other potential month.

For example, if the 60-year-old Taurus is a life path 5 (step 1), subtract 1 for the year (step 2) to get 4. Bump the 4 to 13 (see chart) to deduct the months: 13 - 4 (April) = 9; 13 - 5 (May) = 8. For the Taurus range April 20 - May 21, potential dates are April 27 (9 column), May 8 or May 17 (8 column). Each date should reduce to the same number:

1	2	3	4	5	6	7	8	9
10	11	12	13	14	15	16	17	18
19	20	21	22	23	24	25	26	27
28	29	30	31	32	33	34	35	36

- 04/27 = 4+2+7 = 13
 - 05/08 = 5+8 = 13
 - 05/17 = 5+1+7 = 13
- } 13 + 1 [year] = 14 = 5 [13 + 1936 = 1+3+1+9+3+6 = 23 = 5]

4. COMPARE AT ALABE.COM/FREECHART TO DECIDE THE BEST MATCH

Open 3-4 browser tabs at the above URL and use them to enter each of the dates from step 3. Scroll down and compare the descriptions of Moon (emotions), Mercury (thoughts), Venus (relationships) and Mars (conflict) to choose which date fits your character best. (Note: rising sign is determined by location + time of day; play with this once date is set.)

